

Super-Power Variable Speed Pump

For residential pools and water features

ULTRA ENERGY EFFICIENCY

Emaux Super-Power Variable Speed Pump reduces the energy use of your pool, spa, and water features. Thanks to its higher efficiency, it eliminates over-usage and reduces equipment maintenance costs. Compared to the Emaux Super-Power Variable speed pump, traditional single-speed pumps run continuously and inefficiently at maximum load incurring high running costs. Reduced speed provides slower water circulation rates and puts less strain on the complete installation such as filter, sanitization, and plumbing. It reduces the wear-and-tear factor ending in significant savings for the pool owner.

SUPERPOWER



Model: SPV150



Motor Advantages

Emaux Super-Power Variable Speed Pump uses the latest Permanent Magnet Motor (PMM) technology, which produces a magnetic field between the rotor and windings. The energy-saving is derived from the ability to reduce the RPM of the motor itself. A standard motor consumes electricity to induce the magnetic field into the rotor. On the other hand, a permanent magnet motor gains efficiency by the magnets working on spinning the rotor, achieving an energy cost saving of up to 80%.

The design of (Totally Enclosed Fan Cooled) TEFC Motor also increases the reliability and durability for use in all weather conditions. The AISI316 stainless steel motor shaft and shaft seal also ensure reliability and compatibility with saltwater pools.



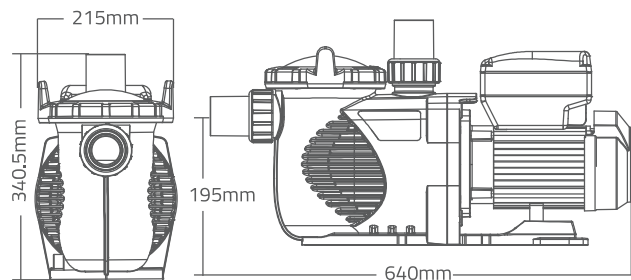
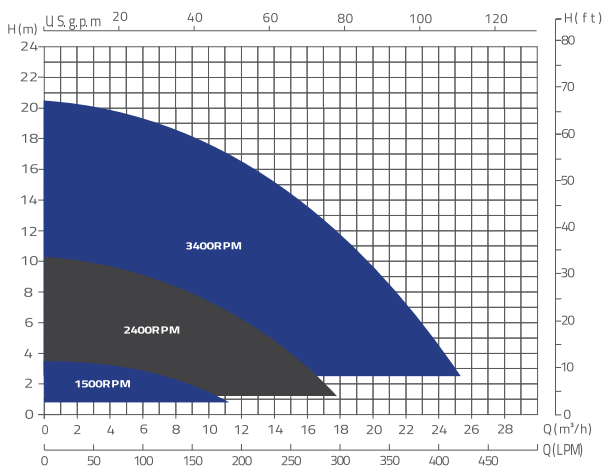
With Advanced Menu

One touch controller - total control at your finger tips. Pre-set speed programs and schedules, offer the most efficient pool, spa, or any connected water feature.

Product Features:

1. Permanent Magnet Motor (PMM), Totally Enclosed Fan Cooled (TEFC)
2. Pump casing ABS + glass fiber, Impeller PPO, Strainer basket and base in PP + Glass fiber
3. Motor shaft - S.S.316, Seals bellows - EPDM, stationary face - SIC, rotating face - Graphite, Spring - S.S.316
4. Super quiet operation when running at low RPM mode (55dB@1400 RPM)
5. Designed and constructed to maximize the pump's hydraulic performance
6. IPX5 Waterproof

Technical Information SPV150 220-240V-50Hz/60Hz



Code	Model	Power	Connection size	Weight	Input Power	Horsepower	RPM
9023302	SPV150-RS485	220-240V,50Hz/60Hz	1.5"ID / 50mm ID, 2.0" OD / 63mm OD	18.5Kg	1.3kW	1.5hp	800-3400
9023303	SPV150-WIFI+RS485	220-240V, 50Hz/60Hz	1.5"ID / 50mm ID, 2.0" OD / 63mm OD	18.5Kg	1.3kW	1.5hp	800-3400

New Connectivity and External Smart Control

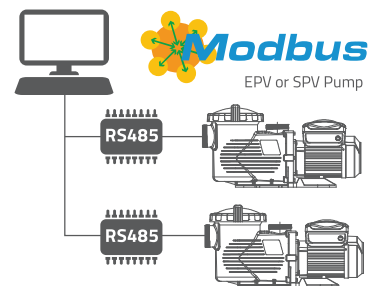
DOWNLOAD THE APP

SMART LIFE



IoT Connection:

An IoT version can be controlled and monitored over an internet connection, enabling users to manage pool functions remotely. This connectivity allows for real-time adjustments, automated scheduling, and enhanced efficiency in maintaining optimal water quality.



EMAUX PUMP



Multi-device connection:

The multi-device connection version allows multiple phones and devices to connect locally, enabling control and monitoring without requiring internet access.



Code	Description
40201031	3C 22AWG 7.62M 4PIN RS485 Modbus Harness Cable